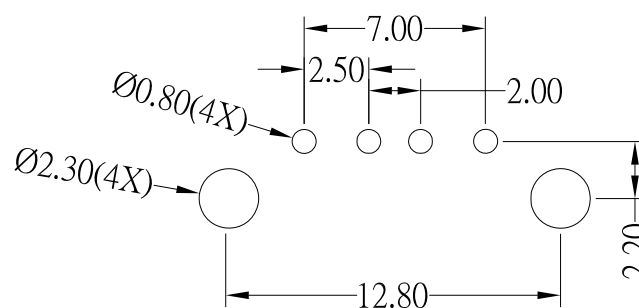
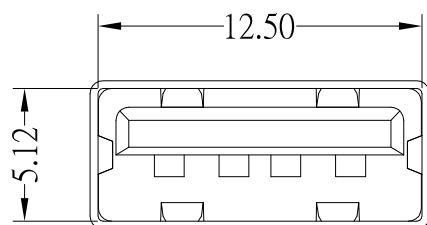
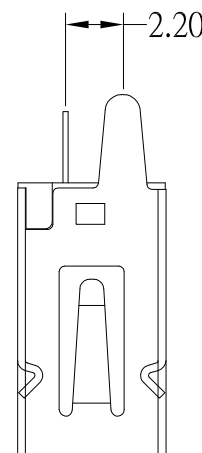
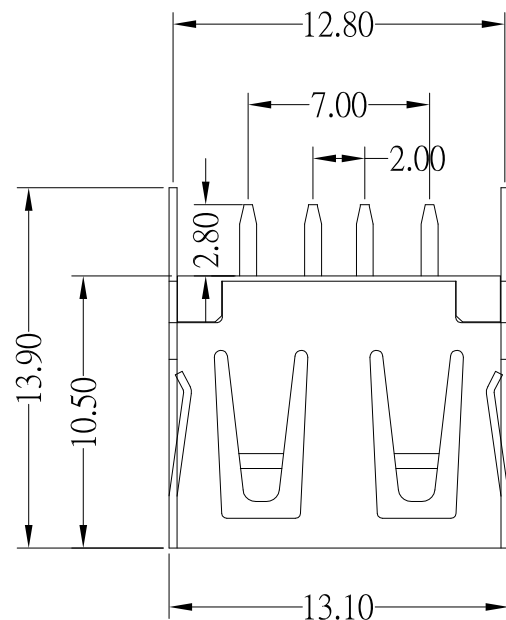




SUA-110V26I-x-S236

Color :

- Black : B
- White : W



P.C.B LAYOUT MOUNTING PATTERN

SPECIFICATIONS

Electrical:

- 1.Current Rating: 1.5A / contact terminal
- 2.Voltage Rating: 30 VDC
- 3.Contact Resistance: 30 mΩ Max
- 4.Dielectric Withstanding Voltage: 500 V AC AT Sec Level
- 5.Insulation Resistance: 1,000 MΩ Min

Material:

- 1.Housing: PBT
- 2.Contact: Brass
- 3.Shell: Spcc

Finish:

- 1.Contact: Plated Gold in Mating Area ;
Tin Plated on Solder Balls
Nickel under plated overall
- 2.Shell: Nickel under Plated surface layer



| | | | | |
|--------------|----------|-----------|----------|---|
| DRAWN BY: | DATE | MATL | TITLE | CONNECTOR |
| Jack Lu | 07/19/24 | | | |
| CHECKED BY: | DATE | FINISH | MODLE | USB AF 直立式 插板直腳無捲邊 L10.5mm 腳距 2.20mm |
| Jacky Chen | 07/19/24 | | | |
| APPROVED BY: | DATE | SCALE | DWG NO. | SUA-110V26I-x-S236 |
| Tony Kao | 07/19/24 | 1 : 1 | | |
| | | SHEET NO. | PART NO. | SUA-110V26I-x-S236 |
| | | 1 of 1 | | |

| | | | |
|----------|----------------|-------|--------|
| 2 | 新增PCB LAYOUT尺寸 | Jack | 071924 |
| 1 | 更新外觀材質只做SPCC | Jack | 051121 |
| ITEM NO. | DESCRIPTION | DRAWN | DATE |

| | | | | |
|-------------------------------------|--------------------|--------------|-------|----|
| TOLERANCE UNLESS OTHERWISE STATED : | Up to 5 ±0.2 | 3RD. ANGEL'S | UNITS | MM |
| | Above 5 ~ 15 ±0.3 | | | |
| | Above 15 ~ 30 ±0.4 | | | |
| | Above 30 ~ 50 ±0.5 | | | |
| | Angle ±0.3 | | | |